





Singing Games

Activities will be chosen from the following selections.

Session sponsored by Peripole Music.

All Around the Buttercup

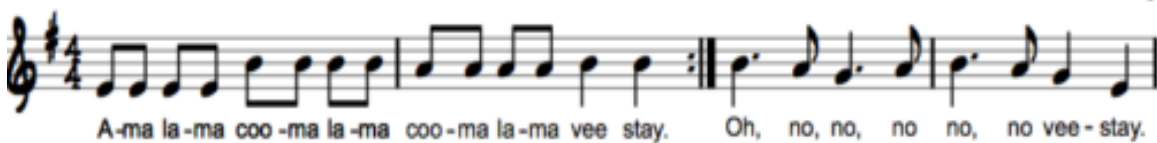
FOLK SONG



GAME: Students sit in a circle and pass a scarf or bean bag around the circle while singing.

Ama Lama

Folk Song



GAME: Students stand in a single circle. “Pass” the clap around the circle on the steady beat. The last person to pass the beat should try to “slap” the hand of the student that is trying to move their hand out of the way on the word “you!”

Source: Hand to Hand – Amy Pfitzner

Apple Tree

Ap - ple tree, ap - ple tree, will your ap - ple fall on me?

5

I won't cry and I won't shout if your ap - ple knocks me out.

The musical notation for 'Apple Tree' is written on two staves. The first staff begins with a treble clef, a key signature of one sharp (F#), and a time signature of 2/4. The melody consists of quarter and eighth notes. The lyrics are: 'Ap - ple tree, ap - ple tree, will your ap - ple fall on me?'. The second staff begins with a measure rest labeled '5', followed by the melody. The lyrics are: 'I won't cry and I won't shout if your ap - ple knocks me out.' The piece ends with a double bar line.

GAME: Students sit in a circle as one student walks around the outside tapping both shoulders of each student on the steady beat. The “tapper” trades places with the last shoulder tapped to give a new student an opportunity to “pick” apples. Add a poetry game by putting the words on pocket chart cards. Remove one apple each time you say the poem. Encourage students to audiate the word on the apple that has been removed. Continue until all of the apples are removed or have been “picked.”

Ban Dal (half moon)

(Folk song from South Korea)

PU RUN HA NUL UN - HA SU HA YAN CHOKPAE EN -

KYE SU NA MI HAN - NAMU TO KKI HAN MA RI -

mp TOT TAE TO A NI TAL KO SAT TAE TO OP SI -

KA KI TO CHAL TO KAN TA SU CHOK NA RA RI

The musical notation for 'Ban Dal (half moon)' is written on four staves. The first staff begins with a treble clef, a key signature of one flat (Bb), and a time signature of 8/8. The melody consists of quarter, eighth, and sixteenth notes. The lyrics are: 'PU RUN HA NUL UN - HA SU HA YAN CHOKPAE EN -'. The second staff continues the melody with the lyrics: 'KYE SU NA MI HAN - NAMU TO KKI HAN MA RI -'. The third staff begins with a dynamic marking of *mp* and continues the melody with the lyrics: 'TOT TAE TO A NI TAL KO SAT TAE TO OP SI -'. The fourth staff concludes the piece with the lyrics: 'KA KI TO CHAL TO KAN TA SU CHOK NA RA RI'. The piece ends with a double bar line.

GAME: Four 12-beat patterns of three movements each—the eighth note gets one beat.

Pattern 1

- Beat 1 – Clap own hands.
- Beat 2 – Partners touch back of each other’s right hand.
- Beat 3 – Clap partner’s right hand. (Fingertips pointing upward.)

Pattern 2

- Beat 1 – Clap own hands.
- Beat 2 – Partners touch back of each other’s left hand.
- Beat 3 – Clap partner’s left hand. (Fingertips pointing upward.)

Pattern 3

- Beat 1 – Clap own hands
- Beat 2 – Clap partner’s hands. (One palm up—the other down.)
- Beat 3 – Clap both partner’s hands. (Fingertips pointing upward.)

Pattern 4

- Beat 1 – Clap own hands.
- Beat 2 – Clap partner’s hands. (Both palms up or down.)
- Beat 3 – Clap both partner’s hands. (Fingertips pointing upward.)

Bluebird, Bluebird

Blue - bird, blue-bird, through my win- dow, Blue- bird, blue- bird, through my win- dow,
Blue- bird, blue - bird, through my win - dow, Oh, John- ny aren't you tired?___

Students stand in a circle holding hands. They raise their hands up (open windows). One student is chosen to be the "blue bird" to "fly" in and out the "windows" as they sing:

** Students close "windows" by lowering hands, trapping the "bluebird" student either in or out of the circle.*

Take a lit- tle girl and tap her on the shoul- der, Take a lit- tle girl and tap her on the shoul- der,
(boy) (him) (boy) (him) bethsnotes.com
Take a lit- tle girl and tap her on the shoul- der, Oh, John- ny aren't you tired?___
(boy) (him)

"Bluebird" now walks either outside or inside the circle, tapping students of the opposite sex on the shoulders.

** Student who is tapped on this word is the new "bluebird".*

Using the bluebird puppet will return when I teach “Troika.”

Bonjour, mes amis

Musical notation for the song 'Bonjour, mes amis' in 2/4 time, key of D major. The melody is written on a single staff. The lyrics are: 'Bon-jour mes a-mes, bon jour! Bon-jour mes a-mes, bon jour! Bon-jour mes a-mes, bon jour mes a-mes, bon - jour mes a-mes bon - jour! Bon-jour mes a - mess!'.

GAME: Double circle – facing partner

Phrase 1 S shake RH

Phrase 2 S shake LH (optional to keep holding RH)

Phrase 3 While still holding hands, walk around each other until back

Phrase 4 Walk away from each other 4 steps – just the next person

The Closet Key

Musical notation for the song 'The Closet Key' in 2/4 time, key of D major. The melody is written on a single staff. The lyrics are: 'I have lost my clo set key in my la dy's gar den.'.

GAME: Students sit in a circle and sing the song while passing a “key” around the circle behind their backs. At the end of the song, the “it” person sings “Who has the key?” on *s-m-m-s* while covering or closing their eyes. The person with the key sings, “I have the key” on *s-m-m-d*. Pete the Cat and His Four Groovy Buttons is a GREAT story to read while playing the game.

Circle Round the Zero

folk song

Musical notation for the folk song "Circle Round the Zero". The score is written in treble clef, key of D major (two sharps), and common time (C). It consists of two lines of music. The first line contains three measures of music with lyrics: "Cir - cle round the ze - ro. Find your lov - in ze - ro. Back, back ze - ro." The second line contains three measures of music with lyrics: "Side, side ze - ro. Front, front ze - ro. Swing your lov - in' ze - ro." The piece ends with a double bar line.

GAME: one student walks around a circle of other students sitting/standing in a circle. On the words “Find your lovin’ zero,” student stops behind another student. On “back back zero,” they bump backs, then bump sides, then clap hands, then swing. Both students continue around the circle. Start the game over again when you run out of enough students in the center for each of the outside students to have a partner.

Draw Me a Bucket of Water

Musical notation for the folk song "Draw Me a Bucket of Water". The score is written in treble clef, key of D major (two sharps), and 4/4 time. It consists of four lines of music. The lyrics are: "Draw me a buck-et of wa - ter for my el - dest daugh - ter. There's none (1, 2, 3 or 4) in the bunch and 4 (3, 2, 1 or none) out the bunch; You go un - der Sis - ter Sa - al - ly. *Last time* : hang on to Sis - ter Sa - al - ly." The piece ends with a double bar line.

GAME: Students stand in groups of Eight. After singing the song, create an interlude by counting 8 beats. After the form is established, children play leap-frog during the 8-beat interlude.

Frog in the Meadow

American Folk Song

de

G E G E G E G E

Frog in the mea - dow, Can't get him out!

G E G E G E G E

Take a lit - tle stick and Stir him a - bout!

The image shows a musical score for the song 'Frog in the Meadow'. It consists of two staves of music in G major and 2/4 time. The first staff is for the vocal line, and the second is for the guitar accompaniment. Chords G and E are indicated above the notes. The lyrics are: 'Frog in the mea - dow, Can't get him out! Take a lit - tle stick and Stir him a - bout!'.

Here Sits a Monkey

American folk song

Oh here sits a mon-key in the chair, chair, chair, He lost all the true friends he had last year, So

rise up-on your feet and greet the first you meet, the hap-pi - est one I know.

bethsnotes.com

The image shows a musical score for the song 'Here Sits a Monkey'. It consists of two staves of music in G major and 4/4 time. The lyrics are: 'Oh here sits a mon-key in the chair, chair, chair, He lost all the true friends he had last year, So rise up-on your feet and greet the first you meet, the hap-pi - est one I know.' The source 'bethsnotes.com' is noted at the end.

GAME: Students are in a standing circle. Sing the song as one student sits in the chair. After that student stands and chooses a new “monkey” to take their place, they sit down and the game continues.

Jump Jim Joe

F

Jump, jump, jump, Jim Joe.

Gm

Shake your head and nod your head and tap your toes.

Am Bb F

Round and round and round we go, 'til you

F Bb C7 F

find a - no - ther part - ner and you jump, Jim Joe.

The image shows a musical score for the song 'Jump Jim Joe'. It consists of four staves of music in F major and 2/4 time. The lyrics are: 'Jump, jump, jump, Jim Joe. Shake your head and nod your head and tap your toes. Round and round and round we go, 'til you find a - no - ther part - ner and you jump, Jim Joe.' Chords F, Gm, Am, Bb, C7, and F are indicated above the notes.

GAME: Pair in the center performs the motions sung in the song. At the last phrase, “find another partner,” the pair drops hands and picks someone from the circle to be their new partner, making two couples.

The next time through the song, the center couples take new partners to make four couples, and so on until everyone has a partner.

GAME: Standing circle.
When S stops in “front of me” they are invited to make up their own movement.
The person they are standing in front of mirrors the action and then trades places.
The game repeats.

Source: First We Sing
Susan Brumfield

Little Sally Walker

Folk song

lit-tle Sal-ly Walk-er, walk - in'down the street, She did-n't know what to do, so she
He he

stopped in front of me, She said, "Hey girl, do your thing, do your thing and switch!"
He boy,

THE MILL SONG

GAME: Partners walk around the circle as the song is being sung. One person, standing in the middle, calls “corn” or “flour” at any time and the couples mix to find new partners. The “left-over” Person moves to the middle. Repeat.

'Round and 'round the wheel goes round.

As it turns the corn is ground.

See Saw

Hungarian Folk Song

GAME: Students partner up and sit “scissor-legged” on the carpet. Move up and down while singing the song.

See saw, up and down, in the air and on the ground.

Weevily Wheat

Folk Song

Don't want your wee - vi - ly wheat. Don't want your bar - ley.

Take some flour in half an hour to bake a cake for Char - lie.

Five times five is twen - ty five, Five times six is thir - ty.

Five times sev - en is thir - ty five, Five times eight is for - ty.

GAME: Students stand in groups of 4. Create a “star” and walk 8 beats CCW / 8 beats CW during A Section. During the “math” section, add hand-jive as each person adds a hand to the “pile.”

RESOURCES:

First We Sing – VOL 1-3
The Kodaly Method
120 Singing Games
An American Anthology
Kodaly Today
Folk Songs North America Sings
150 Folk Songs
Sail Away

Susan Brumfield
Lois Choksey
Lois Choksy
A Eisen and L Robertson
Tacka and Houlihan
Tony Johnston
Peter Erdei
Peter Locke